



Number of People Receiving Regular Cash Assistance

**1,827,385 People**

323,464 Households

Monthly  
Social Assistance Amount

**€ 33 million**

Total  
Social Assistance Amount

**€ 1.6 billion**

Social Assistance Amount  
Monthly Per Person

**€ 18**

Application

**2.8 million People**

606 thousand Households

Gender Breakdown

**49% Male**

**51% Female**

Number of People Receiving  
Severe Disability Allowance

**11,412 People**

10,447 Households

Application Centres

**1,003 SASF**

**9 Turkish Red  
Crescent Service  
Centers**

Number of Recorded Calls

**1.7 million**



**IFRC**

**TÜRK  
KIZILAY**



**Emergency  
Social Safety  
Net (ESN)  
Programme**

ESN has been designed to meet the basic needs of the foreigners residing outside the camps in Turkey in **dignity**; those who are under International Protection and Temporary Protection. The ESN Programme is funded by ECHO and is implemented in cooperation with Ministry of Family, Labour and Social Services, Turkish Red Crescent (Türk Kızılay) and IFRC.

**ESN** is an unconditional cash transfer modality carried out by a Kızılaykart bank card.



[www.twitter.com/KIZILAYKART](https://www.twitter.com/KIZILAYKART)

[www.platform.kizilaykart.org](https://www.platform.kizilaykart.org)

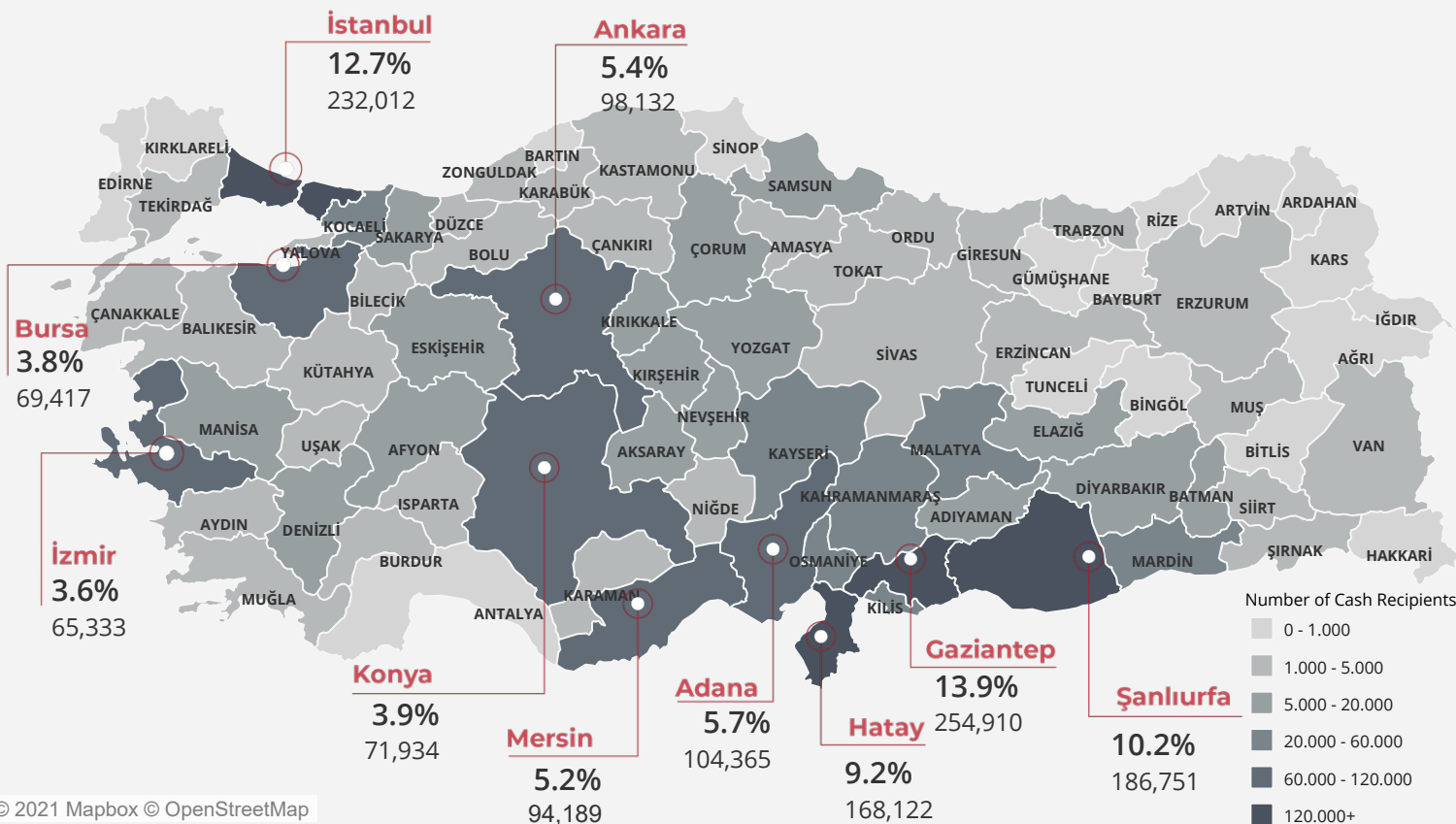
**#CardLoadedwithGoodness**

This document is produced by Kızılaykart Cash Based Assistance Programmes Coordinatorship.



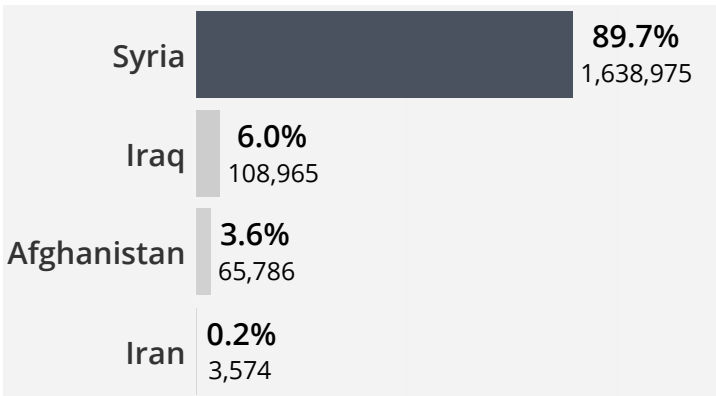
## Top Ten Provinces with Highest Number of People Receiving Regular Assistance

April 2021



© 2021 Mapbox © OpenStreetMap

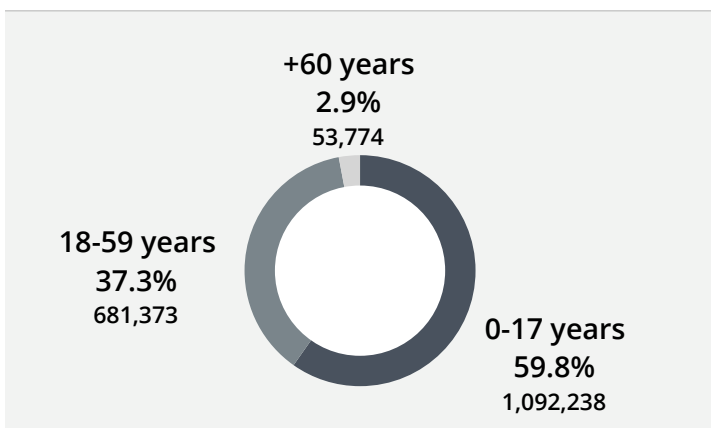
### Nationality Breakdown (Top 4 Nationalities)



### Criteria Breakdown

Families with four or more children.	55.2%	1,008,495
Families that have a high number of 'dependents'. This is determined as families that have at least 1.5 dependents for every able bodied adult.	23.6%	430,883
Families with one or more disabled people. They must have a disability of 40% or more.	9.3%	169,831
Single parents with no other adults in the family and at least one child under 18.	8.6%	157,562
Elderly people above 60 with no other adults in the family.	0.8%	14,007
Single female.	0.6%	11,339

### Age Group Breakdown



\* 35,268 People (1.9%) who do not meet the demographic criteria but whose vulnerability is observed receive cash support through the SASF allowance.